



**VÉRITÉ** January 2025 Flash Report vs. LY

Company : Vérité Co., Ltd.  
 Representative : Jhaveri Arpan  
 (Code number : 9904 Standard Tokyo)  
 Contact : Business Planning Division TEL.045(415)8870  
<https://www.verite.jp/aboutus/irinfo.html>



Total		2024												2025						
		Apr.	May	Jun.	1st Q	Jul.	Aug.	Sep.	2nd Q	1st H	Oct.	Nov.	Dec.	3rd Q	Jan.	Feb.	Mar.	4th Q	2nd H	YTD
Total Company	Sales	94.1%	102.6%	103.7%	100.6%	102.7%	94.7%	102.4%	100.3%	100.4%	102.5%	107.2%	97.4%	102.2%	99.4%			99.4%	101.5%	100.9%
	Footfall	97.6%	94.6%	100.1%	97.5%	99.5%	93.8%	102.1%	98.5%	98.0%	98.7%	102.2%	93.5%	97.6%	94.6%			94.6%	96.8%	97.5%
	Ave. Customer Spend	96.4%	108.4%	103.6%	103.2%	103.2%	101.0%	100.3%	101.8%	102.4%	103.9%	104.9%	104.2%	104.7%	105.0%			105.0%	104.9%	103.5%
Existing Store	Sales	94.2%	103.3%	105.9%	101.7%	102.2%	94.9%	103.6%	100.5%	101.1%	104.6%	108.4%	98.0%	103.4%	104.5%			104.5%	103.7%	102.2%
	Footfall	96.4%	95.6%	103.6%	98.6%	98.5%	94.1%	102.7%	98.5%	98.5%	102.0%	104.3%	93.6%	99.1%	98.4%			98.4%	98.9%	98.7%
	Ave. Customer Spend	97.7%	108.1%	102.3%	103.2%	103.8%	100.8%	100.8%	102.1%	102.6%	102.6%	104.0%	104.7%	104.3%	106.2%			106.2%	104.8%	103.6%

(Unit : store) Upper part : # stores in 2024/25 Lower part : increase/decrease vs same month LY

The Number of Stores	2024										2025			Store Summary
	Apr.	May	Jun.	Jul.	Aug.	Sep.	Oct.	Nov.	Dec.	Jan.	Feb.	Mar.		
Number of stores as of the end of month	<b>101</b>	<b>101</b>	<b>100</b>	<b>100</b>	<b>100</b>	<b>101</b>	<b>100</b>	<b>100</b>	<b>100</b>	<b>100</b>	<b>100</b>			
	0	0	-2	-1	-2	-1	-3	-4	-4	-4				
	<b>83</b>	<b>83</b>	<b>83</b>	<b>83</b>	<b>83</b>	<b>84</b>	<b>84</b>	<b>84</b>	<b>84</b>	<b>84</b>				
	+1	+1	-1	0	-1	+0	-1	-2	-2	-2				
	<b>3</b>	<b>3</b>	<b>3</b>	<b>3</b>	<b>3</b>	<b>3</b>	<b>3</b>	<b>3</b>	<b>3</b>	<b>3</b>				
	0	0	0	0	0	0	0	0	0	0				
<b>MIMIKAZARI</b>	<b>1</b>	<b>1</b>	<b>1</b>	<b>1</b>	<b>1</b>	<b>1</b>	<b>1</b>	<b>1</b>	<b>1</b>	<b>1</b>				
	0	0	0	0	0	0	0	0	0	0				
	<b>14</b>	<b>14</b>	<b>13</b>	<b>13</b>	<b>13</b>	<b>13</b>	<b>12</b>	<b>12</b>	<b>12</b>	<b>12</b>				
	-1	-1	-1	-1	-1	-1	-2	-2	-2	-2				
Number of existing stores	<b>92</b>	<b>94</b>	<b>93</b>	<b>95</b>	<b>95</b>	<b>96</b>	<b>96</b>	<b>96</b>	<b>96</b>	<b>96</b>				

(Note) The revenue recognition standard has been changed from the fiscal year ending March 31, 2022. This data has been calculated using the method before the application of the new standard.