

April 7, 2026

CELSYS, Inc.  
 Kei Narushima, Representative & President  
 (Securities code: 3663, Tokyo Stock Exchange,  
 Prime Market)  
 Contact: Ken Ito, Director  
 Telephone: +81-3-6258-2904

## Notice of monthly business progress report for March 2026

We would like to present the following monthly business progress report for March 2026.

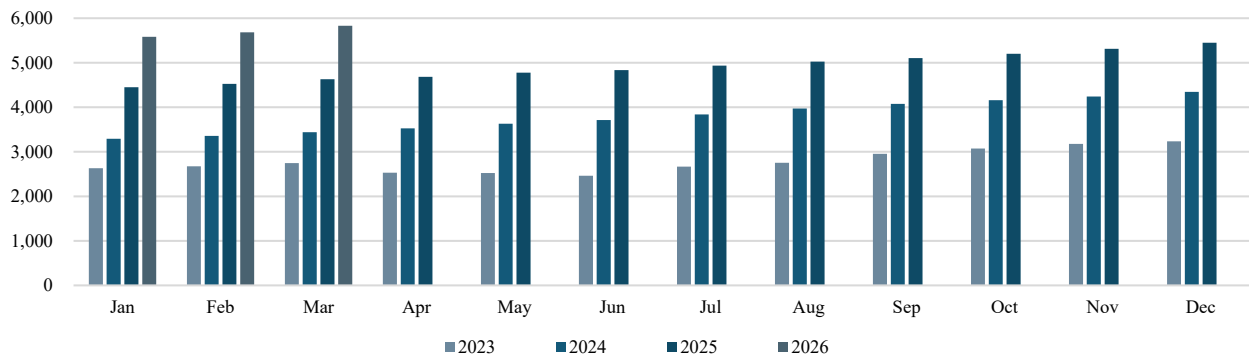
The major update to Clip Studio Paint (Ver. 5.0) released in March was well-received by creators worldwide. Sales exceeded 150% of the initial plan, and the increase in subscriptions reached its highest level in the past three years.

Reception and Sales Performance of Major Update (March 25, 2026)

<https://www.celsys.com/en/topic/2026032502>

(Creator Support field)

(1) Three-month moving average ARR of Clip Studio Paint subscription sales



(Unit: Million yen)

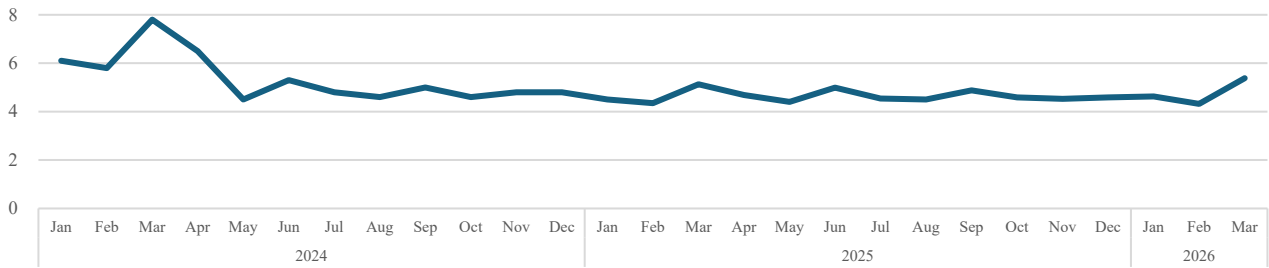
	Jan	Feb	Mar	Apr	May	Jun	Jul	Aug	Sep	Oct	Nov	Dec
2023	2,633	2,676	2,746	2,531	2,523	2,462	2,668	2,755	2,956	3,074	3,178	3,236
2024	3,293	3,358	3,439	3,527	3,631	3,713	3,840	3,972	4,075	4,158	4,240	4,347
2025	4,451	4,524	4,631	4,683	4,776	4,834	4,935	5,025	5,106	5,200	5,312	5,450
2026	5,583	5,682	5,831									

Note: ARR (an abbreviation for Annual Recurring Revenue, which is the revenue assumed to be earned in a year, assuming that all contracts are renewed at the time of contract renewal) is a three-month moving average due to monthly fluctuations caused by the number of days per month (28 business days for regular months and 35 business days for special months) depending on the settlement method and the fact that the settlement is adjusted for each quarter-end month.

< March Topic >

This marks the highest month-on-month increase in three years, and ARR reached a new peak of 5.8 billion yen.

(2) Clip Studio Paint churn rate (paid subscriptions)



(Unit: %)

	Jan	Feb	Mar	Apr	May	Jun	Jul	Aug	Sep	Oct	Nov	Dec
2024	6.1	5.8	7.8	6.5	4.5	5.3	4.8	4.6	5.0	4.6	4.8	4.8
2025	4.5	4.4	5.1	4.7	4.4	5.0	4.5	4.5	4.9	4.6	4.5	4.6
2026	4.6	4.3	5.4									

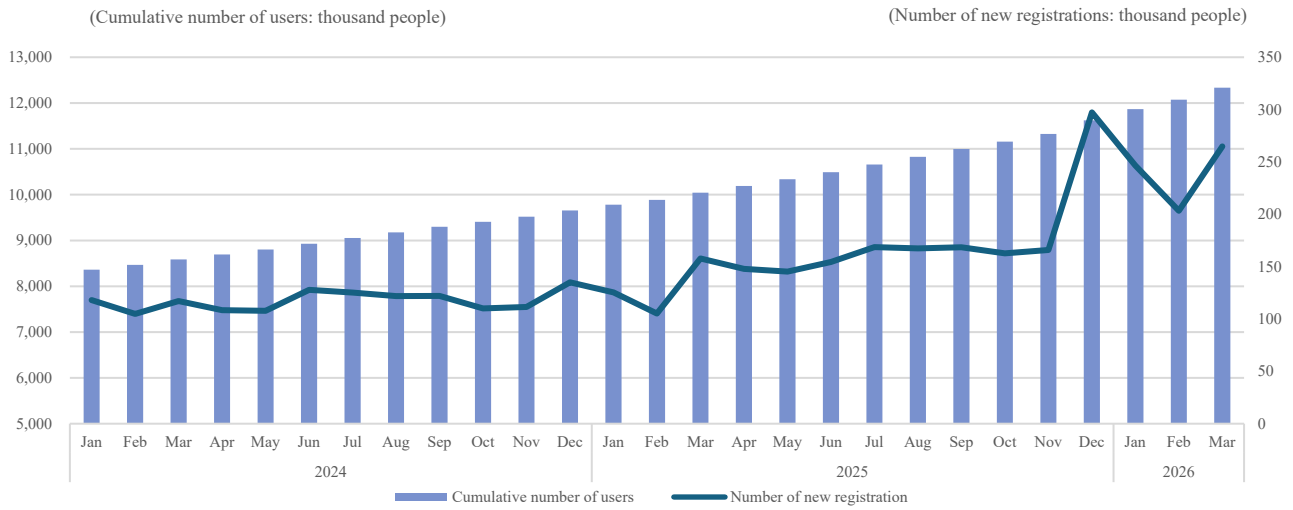
Note: The cancellation rate (customer churn rate) based on the number of customers with paid subscription contracts for the Clip Studio Paint. It is calculated based on the number of cancellations during the month relative to the number of subscriptions as of the end of the previous month; if one customer has multiple subscriptions, each subscription is calculated as a separate subscription. In addition, due to the nature of the product, which offers monthly subscription plans that can be used only when necessary, in addition to annual subscription plans, there are cases where the same customer repeatedly subscribes and cancels subscriptions, and all these instances are included in the calculation.

< March Topic >

Similar to the Clip Studio Paint major updates in March 2024 and March 2025, the churn rate rose temporarily this month following the launch of the new major update (Ver. 5.0). It is expected to return to normal levels from the following month.

(Creator Platform field)

(1) Number of platform users



(Unit: thousand people)

	Number of users	Jan	Feb	Mar	Apr	May	Jun	Jul	Aug	Sep	Oct	Nov	Dec
2024	Cumulative	8,363	8,468	8,585	8,694	8,801	8,929	9,055	9,177	9,299	9,409	9,520	9,655
	New registrations	118	105	117	108	108	128	125	122	122	110	111	135
2025	Cumulative	9,781	9,886	10,044	10,192	10,337	10,491	10,660	10,827	10,996	11,159	11,324	11,622
	New registrations	125	105	158	148	145	154	169	167	168	163	166	297
2026	Cumulative	11,868	12,072	12,337									
	New registrations	247	203	265									

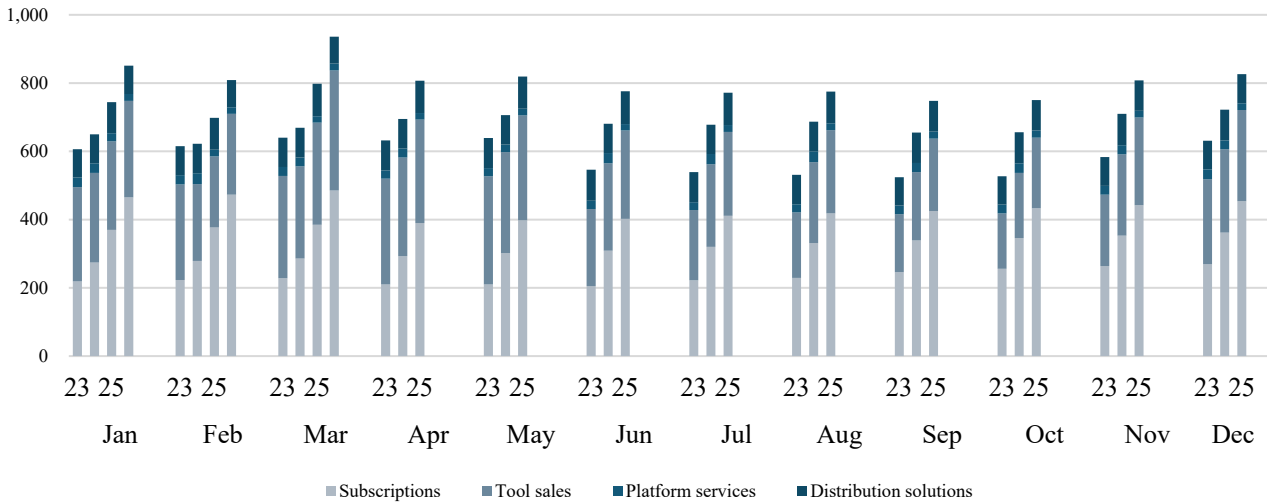
Note: The number includes users of services provided in the Creator Platform field as well as users of “CLIP STUDIO ASSETS” and other web services related to CLIP STUDIO.

< March Topic >

The increase in new registrations reached the highest level this fiscal year.

(Overall)

(1) Three-month moving average sales breakdown by Creator Support and Creator Platform fields



(Unit: One million yen)

		Jan	Feb	Mar	Apr	May	Jun	Jul	Aug	Sep	Oct	Nov	Dec
2023	E-Books	83	85	86	88	88	91	88	86	83	83	84	84
	Services	28	27	26	24	24	24	23	24	25	26	26	29
	Tool sales	276	280	300	310	317	226	206	192	170	162	209	249
	Subscriptions	219	223	228	210	210	205	222	229	246	256	264	269
2024	E-Books	85	86	87	87	86	86	86	87	89	91	92	90
	Services	28	32	26	26	22	30	30	32	27	28	27	26
	Tool sales	263	225	270	289	296	256	242	237	200	191	238	244
	Subscriptions	274	279	286	293	302	309	320	331	339	346	353	362
2025	Distribution solutions	91	93	95	95	94	96	95	93	90	89	89	85
	Services	24	20	19	19	20	19	20	20	21	21	20	20
	Tool sales	259	208	299	303	307	259	246	244	212	207	257	267
	Subscriptions	370	377	385	390	398	402	411	418	425	433	442	454
2026	Distribution solutions	83	80	79									
	Services	20	19	20									
	Tool sales	283	237	352									
	Subscriptions	465	473	485									

Note: Three-month moving averages are used because the amount fluctuates on a monthly basis due to the number of days in a month (28 business days for regular months and 35 business days for special months) depending on the means of settlement and the fact that settlement adjustments are made for each quarter-end month.

Differences from consolidated results and other indices may arise due to the fact that amounts less than one million yen are rounded down in the calculation process.

Subscriptions is the sales from Clip Studio Paint subscriptions. Tool sales includes sales of the one-time purchase model and corporate licenses.

Platform services include sales of CLIP STUDIO WEB services. Distribution solutions include sales related to e-books.–

< March Topic >

(1) The three-month moving average of total revenue reached an all-time high.

(2) In addition to the positive reception of the Clip Studio Paint (Ver. 5.0) major update released in March, tool sales increased as a result of an overseas discount promotion aimed at acquiring new customers and encouraging existing users to upgrade. The promotion exceeded 150% of the expected sales performance.

(3) Subscription sales reached a new peak.



Note: This document has been translated from the Japanese original for reference purposes only. In the event of any discrepancy between this translated document and the Japanese original, the original shall prevail. The Company assumes no responsibility for this translation or for direct, indirect, or any other forms of damages arising from this translation.



Information on our products and services, marketing, alliances, and other qualitative activities of company is posted on our website as needed ([https://www.celsys.com/en/irinfo\\_celsysnews/](https://www.celsys.com/en/irinfo_celsysnews/)). We have posted an IR survey on our website. We have made changes to the IR report and this report based on feedback we received.

#### About CELSYS, Inc.

Celsys provides tools such as Clip Studio Paint to support creators in the creator economy that is expanding through the creation and use of digital content. We are also providing new service platforms that act as a new avenue for creators' activities. We look toward a more vibrant world where everyone's passions are connected, by offering total support to creators around the world through each part of their "creator journey".

<https://www.celsys.com/en/>

Investor information: <https://www.celsys.com/en/irinfo/>

IR questionnaire (Japanese only): [https://www.celsys.com/irinfo\\_questionnaire/](https://www.celsys.com/irinfo_questionnaire/)

Investor newsletter (Japanese only): [https://www.celsys.com/irinfo\\_magazine/](https://www.celsys.com/irinfo_magazine/)

YouTube (Japanese only): [https://www.youtube.com/@celsys\\_official/videos](https://www.youtube.com/@celsys_official/videos)