

*Note: This document has been translated from the Japanese original for reference purposes only. In the event of any discrepancy between this translated document and the Japanese original, the original shall prevail.*

## **TSUBURAYA FIELDS HOLDINGS**

### **NOTICE OF THE 38<sup>th</sup> ANNUAL GENERAL MEETING OF SHAREHOLDERS**

**Date and time: Wednesday, June 17, 2026, at 1:00 p.m.**  
(Doors will open at 12:15 p.m.)

**Venue: Ballroom, B2F, Cerulean Tower Tokyu Hotel**  
26-1 Sakuragaoka-cho, Shibuya-ku, Tokyo

**TSUBURAYA FIELDS HOLDINGS INC.**  
Securities code: 2767

## Table of Contents

### **Convocation Notice(\*)**

Notice of the 38<sup>th</sup> Annual General Meeting of Shareholders  
Information on Exercise of Voting Rights  
Outline of Matters to be Resolved  
Outline of Consolidated Business Results  
Changes in Status of Profit and Loss and Assets  
(Reference) Consolidated Financial Highlights  
Consolidated Balance Sheet  
Consolidated Statement of Income  
Information  
Information on Electronic Provision System and Request for Delivery of Written Materials for Annual General Meeting of Shareholders  
Request for Cooperation with Questionnaire  
Venue Map

### **Reference Materials, Business Report, etc.\*\*)**

■Reference Materials for Annual General Meeting of Shareholders  
Proposals and References  
■Business Report  
Matters related to the current situation of the Company's Group  
Situation regarding capital investment, etc.  
Situation regarding financing  
Situation regarding important subsidiaries and associated companies  
Matters regarding shares  
Total number of shares authorized to be issued  
Total number of shares issued  
Number of shareholders  
Major shareholders  
(Reference) Status of distribution of shares by type of owner  
Matters regarding the Company's Officers  
Name, etc., of Directors  
Compensation, etc., of Directors and Audit & Supervisory Board Members  
Matters regarding Outside Officers

### **Other Matters Subject to Measures for Electronic Provision (matters omitted from the written materials)\*\*\*)**

■Business Report  
Matters related to the current situation of the Company's Group  
Business progress and results  
Issues to be addressed  
Major offices, etc., of the Company and its subsidiaries, etc.  
Matters regarding specified wholly-owned subsidiaries  
Details of major businesses  
Situation regarding employees  
Major creditors  
Matters regarding shares  
Matters regarding the Company's share acquisition rights, etc.  
Matters regarding the Company's Officers  
Summary of details of liability limitation agreement  
Summary of details of Directors and Officers liability insurance contract  
Situation regarding Accounting Auditor  
Name of the Company's Accounting Auditor  
Compensation, etc., of Accounting Auditor for the current fiscal year  
Details of non-audit services  
Policies regarding decision of dismissal or refusal of reappointment of Accounting Auditor  
Structure and policies of the Company  
Structure to ensure proper implementation of business  
Overview of situation regarding operation of structure to ensure proper implementation of business  
Basic policies regarding control of stock companies  
Policies regarding decision on dividends of surplus, etc.

- Consolidated Financial Statements, etc.
  - Consolidated statement of change in equity
  - Notes to consolidated financial statements
  - Non-consolidated balance sheet
  - Non-consolidated statement of income
  - Non-consolidated statement of change in equity
  - Notes to non-consolidated financial statements
- Audit Reports
  - Audit Report from Accounting Auditor for Consolidated Financial Statements
  - Audit Report from Accounting Auditor
  - Audit Report from the Audit & Supervisory Committee

(Note)

“Convocation Notice”(\*) is contained in a booklet delivered to the shareholders.

“Convocation Notice”(\*) and “Reference Materials, Business Report, etc.”(\*\*) are contained in the written materials sent to the shareholders who requested delivery thereof.

“Convocation Notice”(\*) and “Reference Materials, Business Report, etc.”(\*\*) and “Other Matters Subject to Measures for Electronic Provision (matters omitted from the written materials)” (\*\*\*) are available on our website.

Securities code: 2767  
May 28, 2026  
(Commencement Date of Measures for Electronic Provision: May 22, 2026)

Dear shareholders:

16-17 Nampeidai-cho, Shibuya-ku, Tokyo

**TSUBURAYA FIELDS HOLDINGS INC.**

President and Group CEO: Hidetoshi Yamamoto

## **NOTICE OF THE 38<sup>TH</sup> ANNUAL GENERAL MEETING OF SHAREHOLDERS**

This notice is to inform you of the holding of the 38<sup>th</sup> Annual General Meeting of Shareholders (the “**Meeting**”) of TSUBURAYA FIELDS HOLDINGS INC. (the “**Company**,” or “**we**”). The Meeting will be held as follows:

For convocation of the Meeting, we will be taking measures for electronic provision of the information corresponding to the contents of the Shareholders Meeting Reference Documents (matters subject to Measures for Electronic Provision), which is available on our website. Please visit our website as follows to access the same:

Our Website (English):

<https://www.tsuburaya-fields.co.jp/ir/e/investors/stock/meeting/>

Moreover, the matters subject to Measures for Electronic Provision are also specified on the Tokyo Stock Exchange website.

To access the same, please visit the Tokyo Stock Exchange website below (Listed Company Search), enter “TSUBURAYA FIELDS HOLDINGS” in the “Issue name (company name)” box or the Company’s securities code “2767” in the “Code” box and search, and select “Basic information” and then “Documents for public inspection/PR information.”

Tokyo Stock Exchange website (Listed Company Search)

<https://www2.jpx.co.jp/tseHpFront/JJK020010Action.do?Show=Show>

1. **Date and time:** Wednesday, June 17, 2026, at 1:00 p.m.  
(Doors will open at 12:15 p.m.)
2. **Venue:** Ballroom, B2F, Cerulean Tower Tokyu Hotel  
26-1 Sakuragaoka-cho, Shibuya-ku, Tokyo

**3. Objectives of Meeting:**

**Matters to be reported:**

1. The 38<sup>th</sup> fiscal period (from April 1, 2025 to March 31, 2026) Business Report and Consolidated Financial Statements, and the Audit Reports from the Accounting Auditor and the Audit & Supervisory Committee on the Consolidated Financial Statements
2. The 38<sup>th</sup> fiscal period (from April 1, 2025 to March 31, 2026) Non-Consolidated Financial Statements

**Matters to be resolved:**

- Proposal 1: Disposition of Surplus
- Proposal 2: Election of Five (5) Directors (excluding Directors who are Audit & Supervisory Committee Members)

**4. Determined Matters, etc. in Relation to Convocation of the Meeting:**

Please refer to “Information on Exercise of Voting Rights” below with regard to the exercise of your voting rights.

**5. Matters to Note Concerning the Meeting**

- Any revisions made to matters subject to the Measures for Electronic Provision will be posted on each website carrying such matters.
- English translations of this notice and the reference materials for the Meeting are available on the Company’s English-language website and the Tokyo Stock Exchange website.
- The results of the resolutions from the Meeting will be posted on the Company’s website after the Meeting is closed, instead of sending a written notice of resolutions.
- Other matters subject to Measures for Electronic Provision (matters omitted from the written materials):

The following matters are not contained in the written materials sent to the shareholders who requested delivery thereof in accordance with the laws and regulations and the Company’s Articles of Incorporation. Accordingly, the documents provided here are part of those audited by the Audit & Supervisory Committee and the Accounting Auditor when preparing their audit report and accounting audit report.

■ **Business Report**

Matters related to the current situation of the Company’s Group

Business progress and results

Issues to be addressed

Major offices, etc., of the Company and its subsidiaries, etc.

Matters regarding specified wholly-owned subsidiaries

Details of the major businesses

Situation regarding employees

Major creditors

Matters regarding shares

Matters regarding the Company’s share acquisition rights, etc.

Matters regarding the Company’s Officers

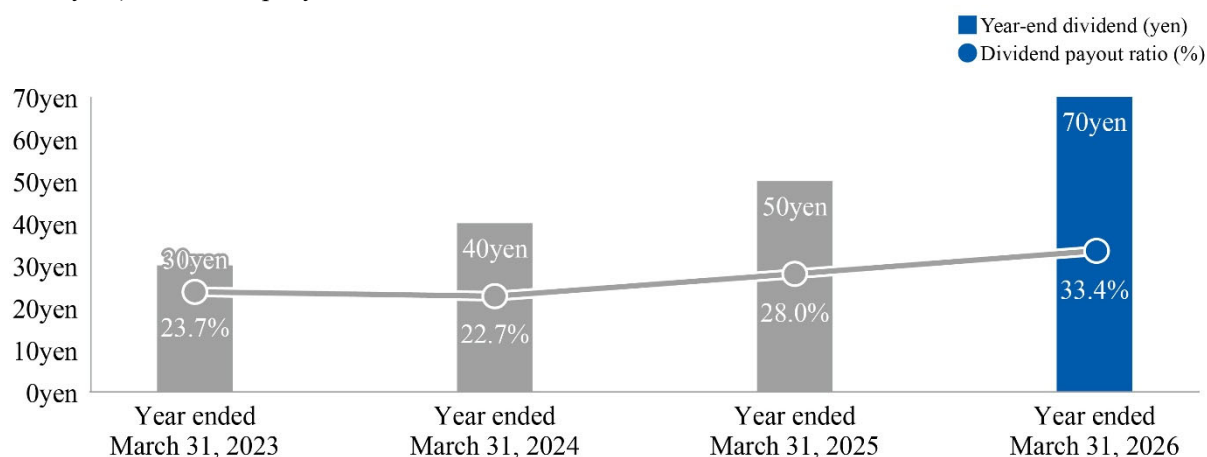
- Summary of details of liability limitation agreement
- Summary of details of Directors and Officers liability insurance contract
- Situation regarding Accounting Auditor
  - Name of the Company's Accounting Auditor
  - Compensation, etc., of Accounting Auditor for the current fiscal year
  - Details of non-audit services
  - Policies regarding decision of dismissal or refusal of reappointment of Accounting Auditor
- Structure and policies of the Company
  - Structure to ensure proper implementation of business
  - Overview of situation regarding operation of structure to ensure proper implementation of business
  - Basic policies regarding control of stock companies
  - Policies regarding decision on dividends of surplus, etc.
- Consolidated Financial Statements, etc.
  - Consolidated statement of change in equity
  - Notes to consolidated financial statements
  - Non-consolidated balance sheet
  - Non-consolidated statement of income
  - Non-consolidated statement of change in equity
  - Notes to non-consolidated financial statements
- Audit Reports
  - Audit Report from Accounting Auditor for Consolidated Financial Statements
  - Audit Report from Accounting Auditor
  - Audit Report from the Audit & Supervisory Committee

## Outline of Matters to be Resolved

The outline of each proposal is as follows. For more information, please refer to the matters subject to the Measures for Electronic Provision available on the Company's website or the Tokyo Stock Exchange website:

### **Proposal 1: Disposition of Surplus**

The amount of year-end dividends will be 70 yen per common share (a 20-yen increase from the previous fiscal year) of the Company.



### **Proposal 2: Election of Five (5) Directors (excluding Directors who are Audit & Supervisory Committee Members)**

The terms of office of all of the five (5) Directors (excluding Directors who are Audit & Supervisory Committee Members) will expire as of the closing of this Annual General Meeting of Shareholders.

Accordingly, the Company hereby requests the shareholders to elect the five (5) following Directors (excluding Directors who are Audit & Supervisory Committee Members).

In order to ensure fairness and transparency, candidates for Directors (excluding Directors who are Audit & Supervisory Committee Members) are decided at a Board of Directors meeting, after inquiring this issue to the Group Nominating/Compensation Committee.

The candidates for Directors (excluding Directors who are Audit & Supervisory Committee Members) are as follows:

Candidate No.	Name		
1 [Re-elected]	Hidetoshi Yamamoto		[Male]
2 [Re-elected]	Ei Yoshida		[Male]
3 [Re-elected]	Masayuki Nagatake		[Male]
4 [Re-elected]	Kenichi Ozawa		[Male]
5 [Re-elected]	Kimie Morishita	[Independent Officer]	[Outside] [Female]

(Reference)

If Proposal 2 is approved and adopted as proposed, the composition of the Board of Directors (including Directors who are Audit & Supervisory Committee Members whose terms of office have not expired) and the ratio of female Directors after the closing of this Annual General Meeting of Shareholders will be as follows:



## Outline of Consolidated Business Results

### Changes in Status of Profit and Loss and Assets

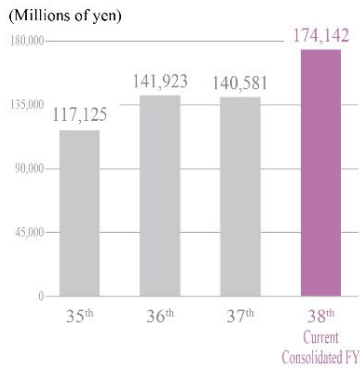
#### Changes in Status of the Company Group's Profit and Loss and Assets

Account Title	FY	35 <sup>th</sup> fiscal period (Year ended March 31, 2023)	36 <sup>th</sup> fiscal period (Year ended March 31, 2024)	37 <sup>th</sup> fiscal period (Year ended March 31, 2025)	38 <sup>th</sup> fiscal period (Current consolidated fiscal year) (Year ended March 31, 2026)
<b>Net sales</b>	(Million yen)	117,125	141,923	140,581	174,142
<b>Operating profit (loss)</b>	(Million yen)	10,950	11,827	15,295	17,455
<b>Ordinary profit (loss)</b>	(Million yen)	11,218	12,947	16,462	17,751
<b>Profit (loss) attributable to owners of parent shareholder</b>	(Million yen)	8,221	11,695	11,158	13,050
<b>Profit (loss) per share</b>		126.70 yen	178.77 yen	178.78 yen	209.70 yen
<b>Total assets</b>	(Million yen)	80,893	98,392	98,953	103,360
<b>Net assets</b>	(Million yen)	41,817	55,993	56,247	66,187
<b>Net assets per share</b>		598.18 yen	729.51 yen	820.43 yen	977.58 yen
<b>Return on equity (ROE)</b>	(%)	23.66	26.93	22.59	23.33
<b>Return on assets (ROA)</b>	(%)	14.87	14.44	16.68	17.55
<b>Shareholders' equity ratio</b>	(%)	48.36	48.51	51.58	58.88
<b>Free cash flow</b>	(Million yen)	4,919	1,462	8,879	5,161

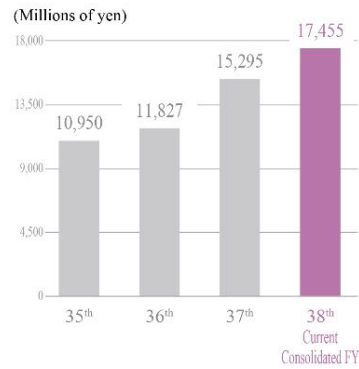
(Note) In the 37<sup>th</sup> fiscal period, the provisional accounting process pertaining to the business combination was determined, and the figures relating to the 36<sup>th</sup> fiscal period reflect the finalized contents of the provisional accounting process. From the beginning of the 37<sup>th</sup> fiscal period, the Company has applied the "Accounting Standard for Current Income Taxes" (ASBJ Statement No. 27 dated October 28, 2022), etc., and the figures relating to the 36<sup>th</sup> fiscal period has been retroactively revised.

## (Reference) Consolidated Financial Highlights

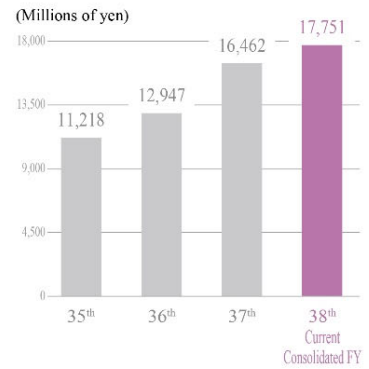
### Net sales



### Operating profit



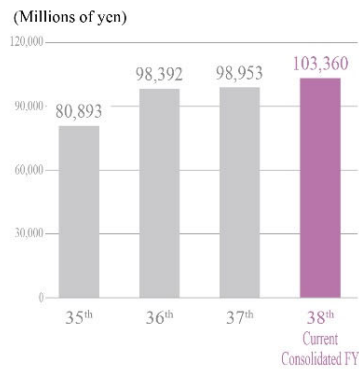
### Ordinary profit



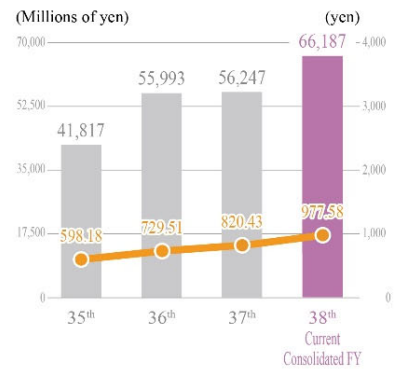
### Profit attributable to owners of parent Profit per share



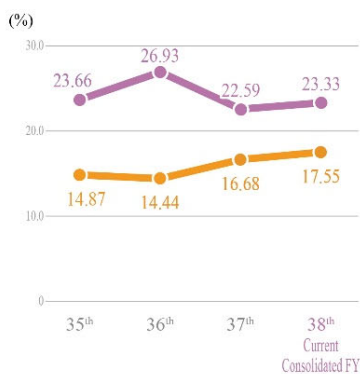
### Total assets



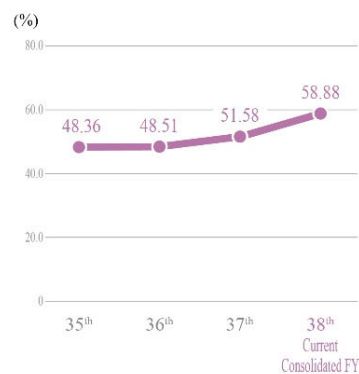
### Net assets Net assets per share



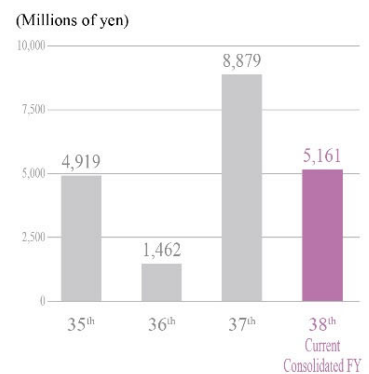
### ROE ROA



### Shareholders' equity ratio



### Free cash flow



## Consolidated Balance Sheet

(Unit: Millions of yen)

Account Title	Amount		Account Title	Amount	
	38 <sup>th</sup> fiscal period, as of March 31, 2026	(Reference) 37 <sup>th</sup> fiscal period, as of March 31, 2025		38 <sup>th</sup> fiscal period, as of March 31, 2026	(Reference) 37 <sup>th</sup> fiscal period, as of March 31, 2025
<b>Assets</b>			<b>Liabilities</b>		
<b>Current assets</b>	<b>74,083</b>	<b>69,841</b>	<b>Current liabilities</b>	<b>24,815</b>	<b>26,770</b>
Cash and deposits	30,935	30,954	Notes and accounts payable - trade	6,346	13,715
Notes receivable - trade	435	1,612	Electronically recorded obligations - operating	3,517	1,235
Accounts receivable - trade	6,299	10,825	Short-term borrowings	1,059	900
Contract assets	417	371	Current portion of long-term borrowings	3,380	2,207
Electronically recorded monetary claims – operating	1,593	4,342	Income taxes payable	2,718	1,616
Merchandise and finished goods	1,354	697	Contract liabilities	320	542
Work in process	16,936	10,960	Provision for bonuses	631	441
Raw materials and supplies	4,904	3,733	Provision for bonuses for officers	184	195
Merchandise rights	8,014	3,323	Others	6,657	5,915
Others	3,210	3,026	<b>Non-current liabilities</b>	<b>12,357</b>	<b>15,935</b>
Allowance for doubtful accounts	(16)	(7)	Long-term borrowings	4,653	8,033
<b>Non-current assets</b>	<b>29,276</b>	<b>29,112</b>	Provision for retirement benefits for officers	35	31
<b>Property, plant and equipment</b>	<b>10,866</b>	<b>10,230</b>	Retirement benefit liabilities	2,307	2,342
Buildings and structures	2,726	2,732	Asset retirement obligations	1,325	1,302
Machinery, equipment and vehicles	74	43	Others	4,036	4,226
Tools, furniture and fixtures	2,157	1,431	<b>Total liabilities</b>	<b>37,173</b>	<b>42,706</b>
Land	5,605	5,664	<b>Net assets</b>		
Construction in progress	303	357	<b>Shareholders' equity</b>	<b>61,345</b>	<b>51,342</b>
<b>Intangible assets</b>	<b>1,813</b>	<b>2,116</b>	Share capital	7,948	7,948
Goodwill	834	1,115	Capital surplus	9,314	9,289
Other intangible assets	979	1,001	Retained earnings	47,460	37,520
<b>Investments and other assets</b>	<b>16,596</b>	<b>16,765</b>	Treasury shares	(3,377)	(3,415)
Investment securities	7,387	7,831	<b>Accumulated amount of other comprehensive income</b>	<b>(489)</b>	<b>(298)</b>
Long-term loans receivable	1,586	1,354	Valuation difference on available-for-sale securities	(617)	(356)
Deferred tax assets	4,241	3,843	Foreign currency translation adjustment	11	(8)
Leasehold and guarantee deposits	2,858	2,727	Accumulated remeasurement amount of retirement payments	116	65
Others	1,445	1,843	<b>Share acquisition rights</b>	<b>303</b>	<b>306</b>
Allowance for doubtful accounts	(923)	(833)	<b>Non-controlling interests</b>	<b>5,026</b>	<b>4,897</b>
<b>Total assets</b>	<b>103,360</b>	<b>98,953</b>	<b>Total net assets</b>	<b>66,187</b>	<b>56,247</b>
			<b>Total liabilities and net assets</b>	<b>103,360</b>	<b>98,953</b>

## Consolidated Statement of Income

(Unit: Millions of yen)

Account Title	Amount	
	38 <sup>th</sup> fiscal period, from April 1, 2025 to March 31, 2026	(Reference) 37 <sup>th</sup> fiscal period, from April 1, 2024 to March 31, 2025
<b>Net sales</b>	<b>174,142</b>	<b>140,581</b>
<b>Cost of sales</b>	<b>135,760</b>	<b>105,318</b>
<b>Gross profit</b>	<b>38,381</b>	<b>35,263</b>
<b>Selling, general and administrative expenses</b>	<b>20,926</b>	<b>19,967</b>
<b>Operating profit</b>	<b>17,455</b>	<b>15,295</b>
<b>Non-operating income</b>	<b>671</b>	<b>1,571</b>
Interest income	41	22
Dividend income	294	129
Purchase discounts	55	54
Share of profit of entities accounted for using equity method	37	1,127
Distributions from investments	27	15
Others	215	221
<b>Non-operating expenses</b>	<b>376</b>	<b>404</b>
Interest expenses	146	103
Financing expenses	2	22
Depreciation expenses	10	27
Distribution loss	–	66
Provision of allowance for doubtful accounts for subsidiaries and associates	152	80
Others	65	103
<b>Ordinary profit</b>	<b>17,751</b>	<b>16,462</b>
<b>Extraordinary income</b>	<b>59</b>	<b>40</b>
Gain on sale of non-current assets	56	0
Gain on sale of investment securities	–	39
Others	2	0
<b>Extraordinary losses</b>	<b>506</b>	<b>250</b>
Loss on retirement of non-current assets	35	7
Impairment loss	161	50
Loss on valuation of shares of subsidiaries and associates	10	28
Loss on sale of shares of subsidiaries and associates	–	162
Loss on business restructuring	298	–
Others	0	1
<b>Profit before income taxes</b>	<b>17,303</b>	<b>16,252</b>
<b>Income taxes</b>	<b>4,118</b>	<b>3,666</b>
Income taxes - current	4,371	3,841

Income taxes - deferred	(252)	(174)
<b>Profit</b>	<b>13,185</b>	<b>12,586</b>
Profit attributable to non-controlling interests	135	1,427
<b>Profit attributable to owners of parent company</b>	<b>13,050</b>	<b>11,158</b>